

Good afternoon parents and guardians of Halifax Students,

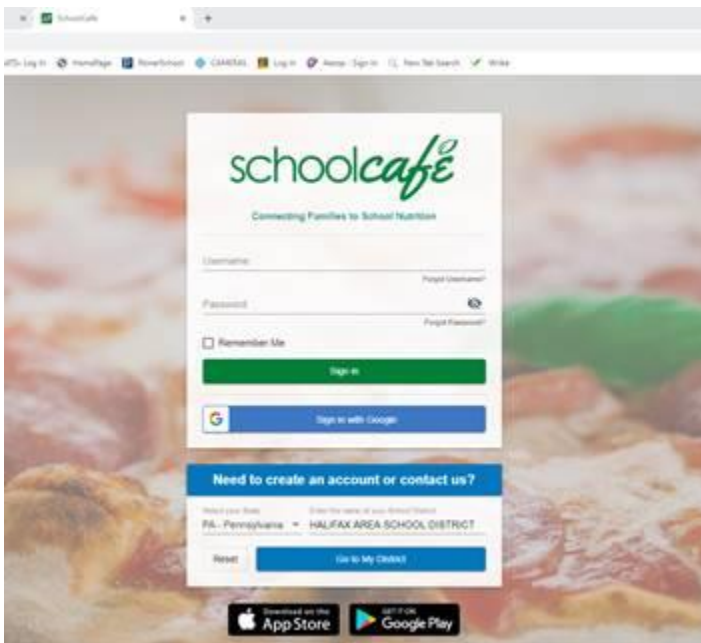
The Halifax Cafeteria changed to a new Point of Sale System for all of our cafeterias. We encourage you to sign-up for access to the system so that you can view your students account balances and transactions. This is a very easy system to use and it will allow you to:

- Transfer funds between your children's accounts.
- Make on-line credit deposits into multiple children's accounts within one transaction, \$2.95 processing fee. (Please keep in mind that traditional cash or check deposits can still be made with no additional charges.)
- Create purchase restriction for your children.
- Apply for free or reduced meal benefits.
- Set-up low balance alerts or automatic credit payments.

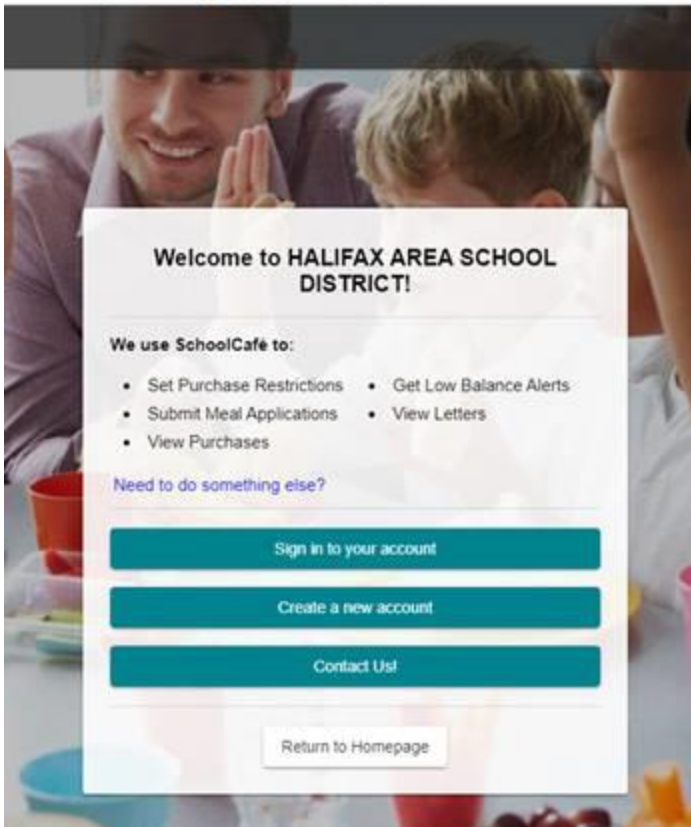
Signing up for SchoolCafe access is a very easy process and can be done right from your phone. Some tidbits of information that you need to keep in mind prior to starting the process.

- You will need to know child's/children's powerschool ID number. **It is the same number that they use every day in the cafeteria, just ask them. This is part of the security measure to ensure that you and only you are access your student's account.

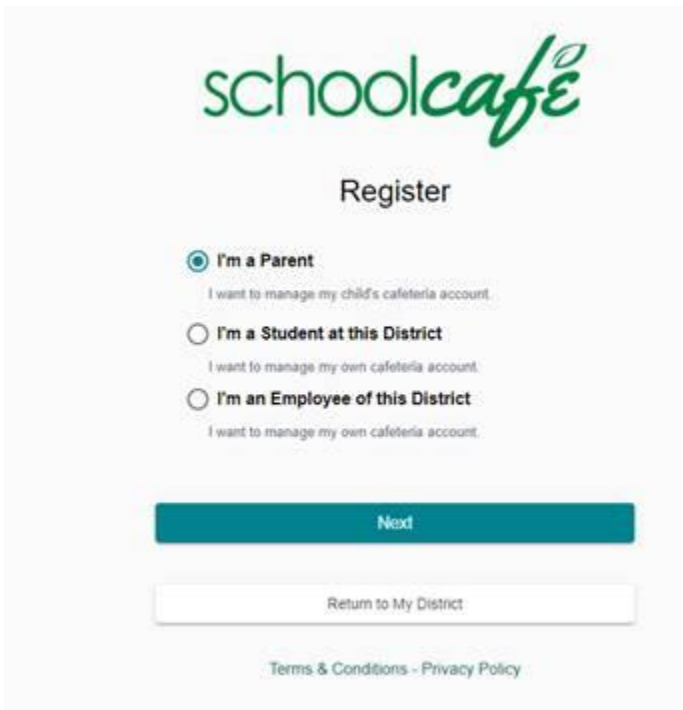
Sign-up process! Go to schoolcafe.com. Go to the bottom in blue "need to create an account"



“Create a new account”



Select I'm a Parent!



Complete the information page 2 and 3



Let's gather some basic information.

We will not share this information with anyone.



By continuing, you agree to SchoolCafé's Terms & Conditions - Privacy Policy

(Parents: Please enter **your** name, not the student's)

First Name

Last Name

Email

Phone Number



Step 2 of 3



[Terms & Conditions - Privacy Policy](#)

Add students!

The screenshot shows the SchoolCafé dashboard for Tomi Halifax Area School District. The dashboard includes a sidebar with navigation options like Dashboard, Payments, Benefits, and Support. The main content area displays a message about connecting a child's cafeteria account and applying for benefits. A modal window titled 'Add a Student' is open, containing the following fields: Student ID, Student Identification Number (with a note that this is the Student Information System Student ID), School (a dropdown menu), and Last name. There are 'Cancel' and 'Search & Verify' buttons at the bottom of the modal.

And you are complete! Thank you for being a part of this process and for your continued support of the Halifax Cafeterias! If you have any questions please don't hesitate to reach out for assistance